

MLHC 2020 Attendee Guide

This document contains detailed instructions on how to access and navigate the materials and platforms for the MLHC 2020 Virtual Conference. Please read through it carefully.

The MLHC 2020 Virtual Conference will take place in two platforms:

- **GoToWebinar:** “Moderated Discussion/Q&A with Invited Speakers” and “Panel Discussion”
- **Gather.town:** Poster Sessions, Breakouts Rooms, social/collaborative interactions and sponsor booths
- Please remember that so long as the gather.town is open in a tab in your web browser, you are streaming your video and sound. When you proceed to GoToWebinar, please **mute or disable** the video/sound in gather.town using the toolbar, or just **close** the gather.town window and re-open it when it is time to return.

In addition, we are hosting the Invited Talks and Spotlight Talks on the [MLHC YouTube Channel](#) in advance of the conference. These videos are **available NOW!** It is especially important for all attendees to watch the Invited Talks on YouTube before joining the moderated discussions/Q&A sessions. These YouTube videos will not be played live during the conference, and the live discussions will target an audience who watched the talks in advance. So, do your viewing homework ahead of time for the best experience.

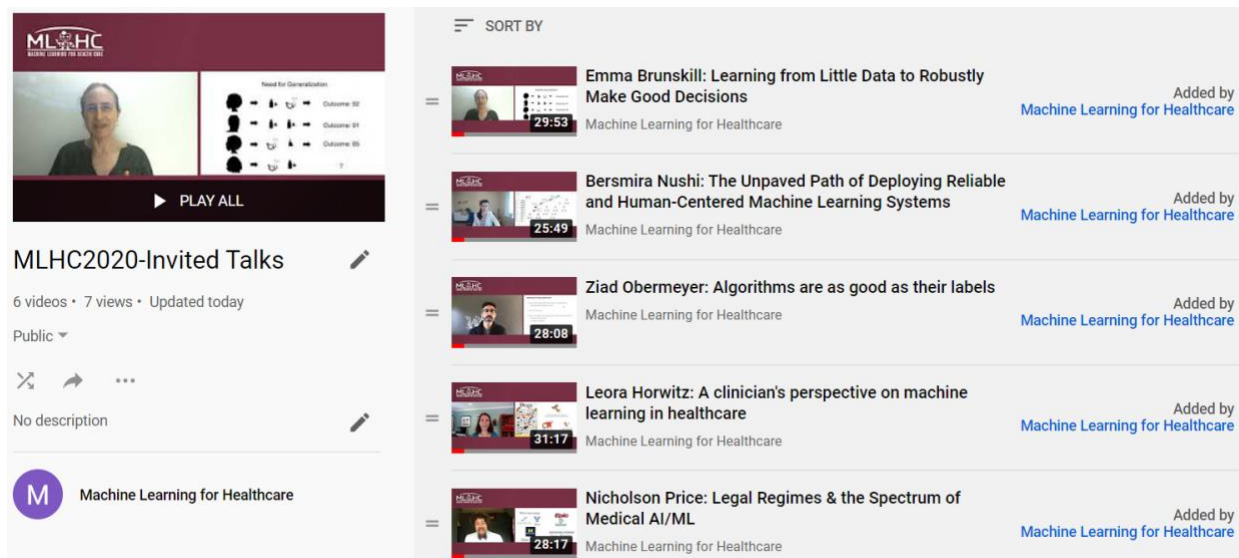
Please use the [Agenda](#) page on the MLHC website to help guide you through the meeting. Sessions on the agenda website are labeled with [GoToWebinar] or [gather.town] to help guide you to the correct platform.

YouTube:

The MLHC YouTube 2020 Invited Talks and Spotlight Presentations can be found at the following links:

- [Invited Talks Playlist](#)
- [Posters A Playlist](#)
- [Posters B Playlist](#)
- [Clinical Abstracts Playlist](#)

You will see all of the talks displayed in the following format:



The screenshot shows a YouTube playlist interface. On the left, there is a video player with a 'PLAY ALL' button. Below the player, the playlist title 'MLHC2020-Invited Talks' is displayed, along with '6 videos · 7 views · Updated today' and 'Public' visibility. On the right, a list of video thumbnails is shown, each with a title, duration, and 'Added by Machine Learning for Healthcare'.

Title	Duration	Added by
Emma Brunskill: Learning from Little Data to Robustly Make Good Decisions	29:53	Machine Learning for Healthcare
Bersmira Nushi: The Unpaved Path of Deploying Reliable and Human-Centered Machine Learning Systems	25:49	Machine Learning for Healthcare
Ziad Obermeyer: Algorithms are as good as their labels	28:08	Machine Learning for Healthcare
Leora Horwitz: A clinician's perspective on machine learning in healthcare	31:17	Machine Learning for Healthcare
Nicholson Price: Legal Regimes & the Spectrum of Medical AI/ML	28:17	Machine Learning for Healthcare

GoToWebinar:

The “Moderated Discussion/Q&A with Invited Speakers” and “Panel Discussion” will be hosted in GoToWebinar. These sessions will take place at the following dates and times:

- Fri, Aug 7, 2020 10:30 AM - 11:20 AM EDT
- Fri, Aug 7, 2020 1:30 PM - 2:20 PM EDT
- Sat, Aug 8, 2020 10:30 AM - 11:20 AM EDT
- Sat, Aug 8, 2020 1:30 PM - 5:00 PM EDT

To join these sessions:

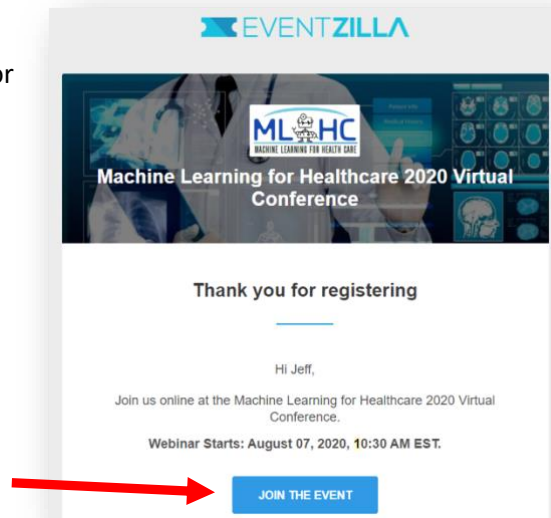
Each registrant was sent an email with their unique link to join the webinars. You will use this same link throughout the two-day meeting, whenever you want to return to GoToWebinar. Please find and save your email and unique link.

Confirmation Email:

You will have received an email from either Eventzilla or GoToWebinar with your unique link to join the meeting. These emails are described below in order to help you locate them. We plan to also send reminder emails one day prior to the conference, and also one hour before the conference. These emails should also contain your unique link.

Email from Eventzilla (events@eventzilla.net):

Subject Line: “Join us at the Webinar - Machine Learning for Healthcare 2020 Virtual Conference”
 Contains Link to Join the Event / Webinar



Email from Jeffrey Terry (customer@gotowebinar.com):

Subject Line: “Machine Learning for Healthcare 2020 Virtual Meeting Confirmation”
 Contains Link to Join Webinar

Thank you for registering for "Machine Learning for Healthcare 2020 Virtual Meeting". Please send your questions, comments and feedback to: jerry@sunsetresearch.com

How To Join The Webinar

- This webinar meets 4 times.
- Fri, Aug 7, 2020 10:30 AM - 11:20 AM EDT
 - Fri, Aug 7, 2020 1:30 PM - 2:20 PM EDT
 - Sat, Aug 8, 2020 10:30 AM - 11:20 AM EDT
 - Sat, Aug 8, 2020 1:30 PM - 5:00 PM EDT

Add to Calendar: [Outlook® Calendar](#) | [iCal®](#)

1. Click the link to join the webinar at the specified time and date:



If you cannot find your email, please email organizers@mlforhc.org to request that it be re-sent.

Before joining GoToWebinar, please [check your system requirements](#) to avoid any connection issues.

Please note the following **audio** guidelines for GoToWebinar:

When you join, you will be prompted to choose one of the following **audio** options:

TO USE YOUR COMPUTER'S AUDIO:

When the webinar begins, you will be connected to audio using your computer's microphone and speakers (VoIP). A headset is recommended.

--OR--

TO USE YOUR TELEPHONE:

If you prefer to use your phone, you must select "Use Telephone" after joining the webinar and call in using the numbers below.

United States: +1 (213) 929-4221

Access Code: 888-801-666

Audio PIN: Shown after joining the webinar

[Calling from another country?](#)

If you are having technical issues, you can call GoToWebinar technical support at (833) 851-8340, and reference Webinar ID: 649-031-699.

During the Moderated Discussion/Q&A sessions with the Invited Speakers, you will be able to type in questions using the Questions panel in the GoToWebinar App.

Gather.Town:

Gather.Town will be the primary platform that will host Poster Sessions, Breakouts Rooms, social/collaborative interactions, and sponsor booths. This platform will be available continuously for your exploration starting on Wednesday, August 5th, 2020, and continuing through the evening of Saturday, August 8, 2020. We recommend that you explore in the Gather.Town platform **before** the meeting officially starts to get comfortable with the space.

Gather.Town is ***ONLY*** supported by Chrome and Firefox

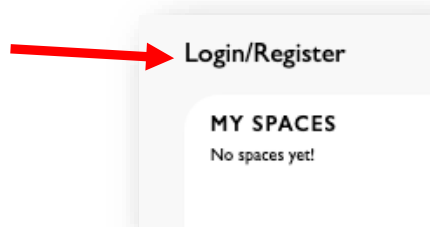
Some corporate VPNs will not work with gather.town. Please try logging in early.

The MLHC gather.town environment can be accessed here: <https://gather.town/EOJSY9I9sQ3RZuIK/MLHC>

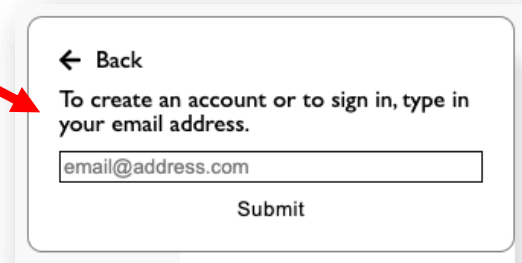
- You will use this link to join gather.town throughout the meeting.
- The room uses a whitelist connected to your registration email address

When you first join, please register by following the instructions below:

Step 1: Click this link in the top right corner



Step 2: Enter the email address you used to register for MLHC

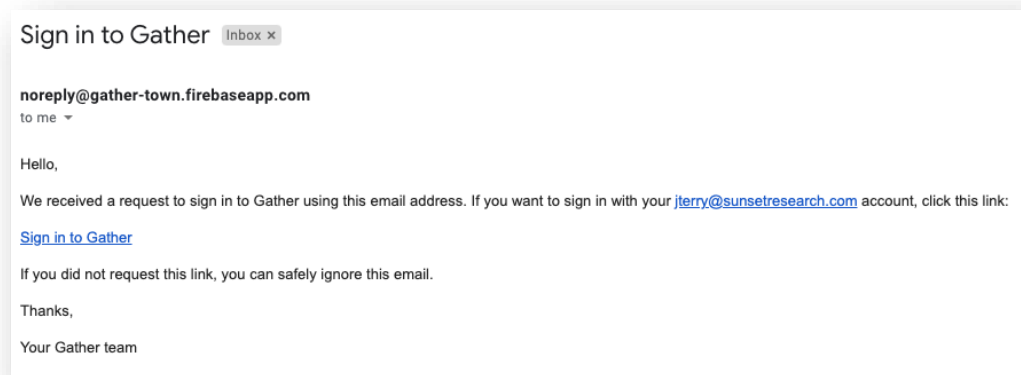


← Back

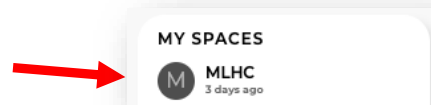
To create an account or to sign in, type in your email address.

Submit

Step 3: You will receive an email with a link to sign-in:



Step 4 (if applicable): If you're not immediately directed to the MLHC conference space, click the link "MLHC" under the "My Spaces" menu:




You may encounter problems entering the room if you do not allow the browser to access your camera. Please initially allow this access, and then you can always disable the camera on your toolbar once in the meeting.

If you encounter **AV issues**, get some guidance [here](#) first. If the linked content does not address your issue, then email your issue to support@gather.town

When signing into the platform, please make sure to **enter your full name, credentials and affiliation** so that other attendees can get to know you better

We recommend using headphones to diminish the speaker echo

Gather.Town Map:



Your customized character

Feedback Contact Us FAQ + Help Sign Out

MY SPACES

PARTICIPANTS (1)

search participants

Beatriz Ornelas

LOCAL CHAT

Moderator: Please head to the presentation room at the top of the map!

message to nearby...

Tool Bar Features:

- Customize your character
- Mini map
- Interaction Distance from other attendees
- Microphone/Video

If you get stuck, you can hold down "G" on your keyboard to walk through others.

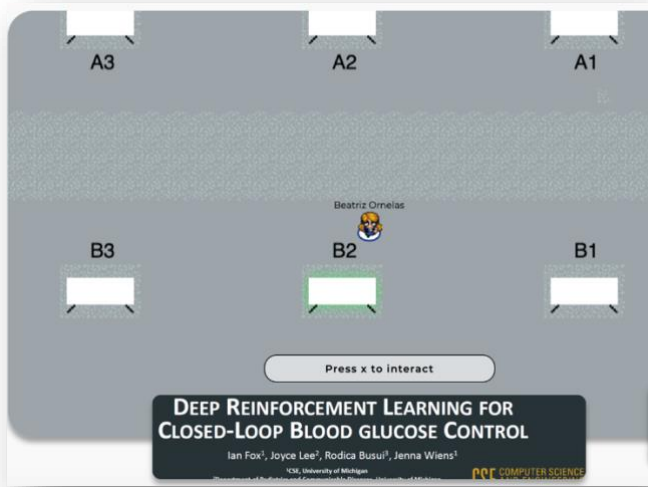
Camera feature that allows you to show off your face, creating a more interpersonal feel to the virtual meeting.

If you click on a Participant's name, you can "locate" them on the map, or send them a 1:1 chat

Poster Rooms: You can access the poster rooms by walking to the left or right sides of the main conference area and proceeding through the "doors." The research track posters are to the left of the main rotunda, and the clinical abstract posters are on the right.

You may read the full papers/abstracts [here](#). However, just like a normal poster session, presenters will not expect that you've read the paper prior to talking with you.


Each poster room has a poster preview feature. When your character gets near the poster board you will be able to hear the conversations related to the poster. When you press "x" (make sure it's lower case) the full poster pops up for your review.



Breakout Rooms: There are 7 separate breakout rooms in the main conference area. Please refer to the conference [agenda](#) for the discussion topics in each room, as well as the dates and times to enter the room. Each session has a designated person to lead the discussion, and their names are listed on the agenda. When you enter the green or red area of the breakout room, you will be able to see and hear all other participants in the room.

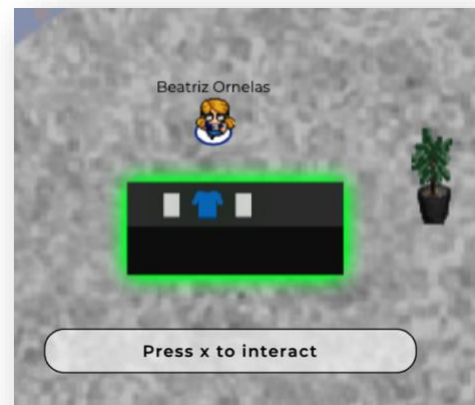


Social Areas:



You can use the sets of chairs to have semi-private conversations with other people in gather.town. Stand on the chairs and you'll be able to see and hear people in the adjacent chairs, but no one else nearby.

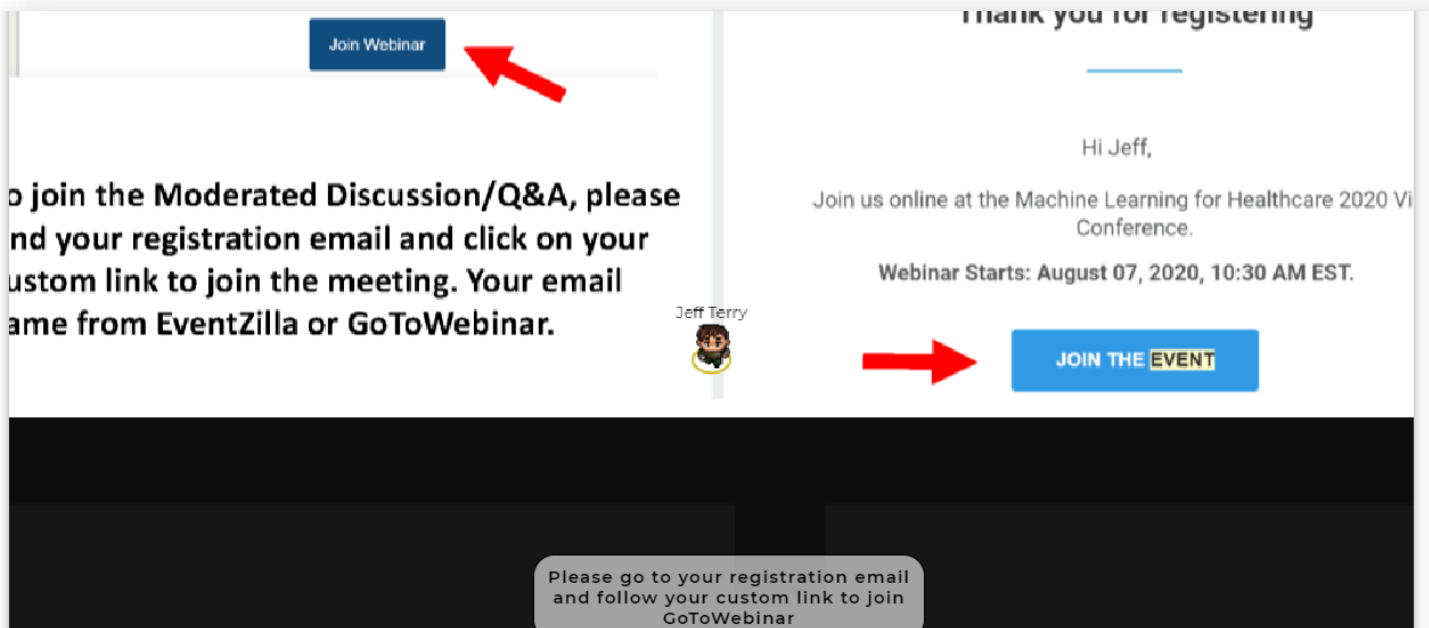
Sponsor Booths:




You can press "x" to interact with the sponsor booths. Representatives from each Sponsoring group will be present in the room, and several are actively recruiting. Please look for them and introduce yourself!

Auditorium: Unfortunately, the Auditorium in gather.town cannot link you directly back to GoToWebinar. You will have to use your unique link in your email (described above in the GoToWebinar section) to return to the GoToWebinar platform to watch and participate in the Moderated Discussion/Q&A with Invited Speakers and the Panel.

Please remember that so long as the gather.town is open in a tab in your web browser, you are streaming your video and sound. When you proceed to GoToWebinar, please mute or disable the video/sound in gather.town using the toolbar, or just close the gather.town window and re-open it when it is time to return.



Please use the mini-map ( symbol in the toolbar) to orient yourself on the larger map:

